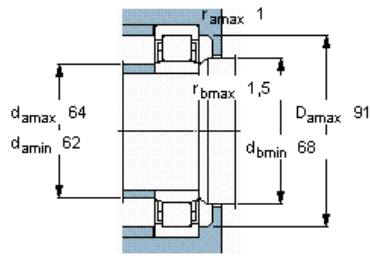
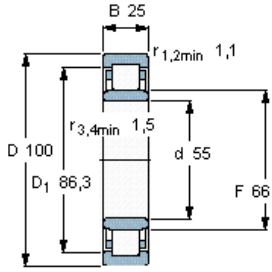
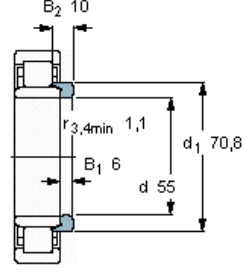


Cylindrical roller bearings, single row

Principal dimensions			Basic load ratings		Designation	Angle ring
d	D	B	dynamic C	static C0	* SKF Explorer bearing	Designation
mm			kN		-	-
55	100	25	114	118	NU 2211 ECP *	HJ 2211 EC



Calculation factors
 k_r 0,2
 e 0,3 γ 0,4



HJ 2211 EC
 Mass kg 0,085